



Location: CMA1b - Oil Street Site Office

Report on 24-hour TSP monitoring

Action Level ($\mu\text{g}/\text{m}^3$) - 176.7

Limit Level ($\mu\text{g}/\text{m}^3$) - 260

Date	Sampling Time	Weather Condition	Filter paper no.	Filter Weight, g		Elapse Time, hr		Sampling Time, hr	Flow Rate, m^3/min			Total Volume, m^3	TSP Level, $\mu\text{g}/\text{m}^3$
				Initial	Final	Initial	Final		Initial, Q_{si}	Final, Q_{sf}	Average		
29-Sep-14	8:00	Fine	008534	2.8480	3.0391	15217.90	15241.90	24.00	1.42	1.42	1.42	2039	94
4-Oct-14	8:00	Fine	009724	2.8335	3.0658	5244.90	5268.90	24.00	1.36	1.36	1.36	1965	118
10-Oct-14	8:00	Fine	009321	2.8732	3.0721	5271.90	5295.90	24.00	1.36	1.36	1.36	1963	101
16-Oct-14	8:00	Rainy	009853	2.7739	2.9432	5298.90	5322.90	24.00	1.42	1.42	1.42	2051	83
22-Oct-14	8:00	Cloudy	009985	2.7598	2.8862	5325.90	5349.90	24.00	1.08	1.08	1.08	1556	81

Report on 1-hour TSP monitoring

Action Level ($\mu\text{g}/\text{m}^3$) - 320.1

Limit Level ($\mu\text{g}/\text{m}^3$) - 500

Date	Sampling Time	Weather Condition	Filter paper no.	Filter Weight, g		Elapse Time, hr		Sampling Time, hr	Flow Rate, m^3/min			Total Volume, m^3	TSP Level, $\mu\text{g}/\text{m}^3$
				Initial	Final	Initial	Final		Initial, Q_{si}	Final, Q_{sf}	Average		
30-Sep-14	8:13	Rainy	009325	2.8557	2.8690	15241.90	15242.90	1.00	1.42	1.42	1.42	85	157
30-Sep-14	9:22	Rainy	009716	2.8433	2.8564	15242.90	15243.90	1.00	1.42	1.42	1.42	85	154
30-Sep-14	10:35	Rainy	009719	2.8426	2.8552	15243.90	15244.90	1.00	1.42	1.42	1.42	85	148
6-Oct-14	8:30	Fine	009316	2.8672	2.8776	5268.90	5269.90	1.00	1.40	1.38	1.39	84	124
6-Oct-14	9:45	Fine	009318	2.8550	2.8696	5269.90	5270.90	1.00	1.37	1.37	1.37	82	178
6-Oct-14	13:00	Fine	009219	2.8671	2.8868	5270.90	5271.90	1.00	1.37	1.37	1.37	82	240
11-Oct-14	8:15	Fine	009929	2.7478	2.7486	5295.90	5296.90	1.00	1.36	1.36	1.36	82	10
11-Oct-14	9:20	Fine	009931	2.7459	2.7505	5296.90	5297.90	1.00	1.36	1.36	1.36	82	56
11-Oct-14	10:30	Fine	009933	2.7561	2.7619	5297.90	5298.90	1.00	1.36	1.36	1.36	82	71
17-Oct-14	8:15	Fine	009979	2.7497	2.7646	5322.90	5323.90	1.00	1.42	1.42	1.42	85	174
17-Oct-14	9:22	Fine	009981	2.7428	2.7645	5323.90	5324.90	1.00	1.42	1.42	1.42	85	254
17-Oct-14	10:30	Fine	009983	2.7468	2.7643	5324.90	5325.90	1.00	1.42	1.42	1.42	85	205
23-Oct-14	10:40	Cloudy	009990	2.7320	2.7359	5349.80	5350.80	1.00	1.03	1.03	1.03	62	63
23-Oct-14	13:00	Cloudy	009814	2.7810	2.7834	5350.90	5351.90	1.00	1.03	1.03	1.03	62	39
23-Oct-14	14:12	Cloudy	009809	2.8141	2.8204	5351.90	5352.90	1.00	1.03	1.03	1.03	62	102

Location: CMA2a - Causeway Bay Community Centre

Report on 24-hour TSP monitoring
Action Level ($\mu\text{g}/\text{m}^3$) - 169.5
Limit Level ($\mu\text{g}/\text{m}^3$) - 260

Date	Sampling Time	Weather Condition	Filter paper no.	Filter Weight, g		Elapse Time, hr		Sampling Time, hr	Flow Rate, m^3/min			Total Volume, m^3	TSP Level, $\mu\text{g}/\text{m}^3$
				Initial	Final	Initial	Final		Initial, Q_{si}	Final, Q_{sf}	Average		
29-Sep-14	8:00	Fine	010058	2.7560	2.8892	14928.38	14952.38	24.00	1.17	1.17	1.17	1689	79
4-Oct-14	8:00	Fine	009723	2.8272	2.9815	14955.38	14979.38	24.00	1.04	1.04	1.04	1502	103
10-Oct-14	8:00	Fine	009322	2.8669	2.9164	14982.40	15006.40	24.00	1.15	1.15	1.15	1655	30
16-Oct-14	8:00	Rainy	009973	2.7469	2.9751	15009.40	15033.40	24.00	1.18	1.18	1.18	1706	134
22-Oct-14	8:00	Cloudy	009986	2.7542	2.8503	15036.40	15060.40	24.00	1.08	1.08	1.08	1556	62

Report on 1-hour TSP monitoring
Action Level ($\mu\text{g}/\text{m}^3$) - 323.4
Limit Level ($\mu\text{g}/\text{m}^3$) - 500

Date	Sampling Time	Weather Condition	Filter paper no.	Filter Weight, g		Elapse Time, hr		Sampling Time, hr	Flow Rate, m^3/min			Total Volume, m^3	TSP Level, $\mu\text{g}/\text{m}^3$
				Initial	Final	Initial	Final		Initial, Q_{si}	Final, Q_{sf}	Average		
30-Sep-14	8:07	Rainy	009714	2.8737	2.8855	14952.38	14953.38	1.00	1.17	1.17	1.17	70	168
30-Sep-14	9:15	Rainy	009717	2.8408	2.8522	14953.38	14954.38	1.00	1.17	1.17	1.17	70	162
30-Sep-14	10:28	Rainy	009720	2.8368	2.8512	14954.38	14955.38	1.00	1.17	1.17	1.17	70	205
6-Oct-14	8:10	Fine	009315	2.8703	2.8779	14979.38	14980.38	1.00	1.04	1.04	1.04	63	121
6-Oct-14	9:30	Fine	009317	2.8691	2.8788	14980.38	14981.38	1.00	1.04	1.04	1.04	63	155
6-Oct-14	13:00	Fine	009320	2.8680	2.8806	14981.39	14982.39	1.00	1.04	1.04	1.04	63	201
11-Oct-14	8:06	Fine	009930	2.7417	2.7435	15006.40	15007.40	1.00	1.04	1.04	1.04	62	29
11-Oct-14	9:13	Fine	009932	2.7482	2.7490	15007.40	15008.40	1.00	1.04	1.04	1.04	62	13
11-Oct-14	10:20	Fine	009934	2.7706	2.7725	15008.40	15009.40	1.00	1.04	1.04	1.04	62	30
17-Oct-14	8:06	Fine	009980	2.7433	2.7479	15033.40	15034.40	1.00	1.05	1.05	1.05	63	73
17-Oct-14	9:17	Fine	009982	2.7460	2.7544	15034.40	15035.40	1.00	1.05	1.05	1.05	63	133
17-Oct-14	10:23	Fine	009984	2.7521	2.7593	15035.40	15036.40	1.00	1.05	1.05	1.05	63	114
23-Oct-14	10:55	Cloudy	009813	2.8066	2.8192	15060.40	15061.40	1.00	1.14	1.14	1.14	69	183
23-Oct-14	13:00	Cloudy	009815	2.7922	2.8027	15061.40	15062.40	1.00	1.14	1.14	1.14	69	153
23-Oct-14	14:05	Cloudy	009832	2.7553	2.7632	15062.40	15063.40	1.00	1.14	1.14	1.14	69	115



Location: CMA3a - CWB PRE Site Office Area

Report on 24-hour TSP monitoring

Action Level ($\mu\text{g}/\text{m}^3$) - 171

Limit Level ($\mu\text{g}/\text{m}^3$) - 260

Date	Sampling Time	Weather Condition	Filter paper no.	Filter Weight, g		Elapse Time, hr		Sampling Time, hr	Flow Rate, m^3/min			Total Volume, m^3	TSP Level, $\mu\text{g}/\text{m}^3$
				Initial	Final	Initial	Final		Initial, Q_{si}	Final, Q_{sf}	Average		
29-Sep-14	8:00	Fine	009489	2.8496	3.0006	2347.36	2371.36	24.00	1.40	1.39	1.39	2009	75
4-Oct-14	8:00	Fine	009888	2.7811	3.0020	2374.36	2398.36	24.00	1.43	1.43	1.43	2063	107
10-Oct-14	8:00	Fine	010187	2.7942	2.9924	2401.36	2425.36	24.00	1.45	1.45	1.45	2086	95
16-Oct-14	8:00	Rainy	010194	2.7600	2.9797	2428.34	2452.34	24.00	1.45	1.45	1.45	2095	105
22-Oct-14	8:00	Cloudy	010298	2.7642	2.9323	2455.34	2479.34	24.00	1.22	1.22	1.22	1760	96

Report on 1-hour TSP monitoring

Action Level ($\mu\text{g}/\text{m}^3$) - 311.3

Limit Level ($\mu\text{g}/\text{m}^3$) - 500

Date	Sampling Time	Weather Condition	Filter paper no.	Filter Weight, g		Elapse Time, hr		Sampling Time, hr	Flow Rate, m^3/min			Total Volume, m^3	TSP Level, $\mu\text{g}/\text{m}^3$
				Initial	Final	Initial	Final		Initial, Q_{si}	Final, Q_{sf}	Average		
30-Sep-14	8:15	Rainy	009875	2.7832	2.7974	2371.36	2372.36	1.00	1.26	1.26	1.26	76	187
30-Sep-14	9:20	Rainy	009898	2.7817	2.8050	2372.36	2373.36	1.00	1.26	1.26	1.26	76	307
30-Sep-14	10:25	Rainy	009896	2.7974	2.8110	2373.36	2374.36	1.00	1.26	1.26	1.26	76	179
6-Oct-14	8:48	Fine	010134	2.7567	2.7704	2398.36	2399.36	1.00	1.30	1.30	1.30	78	175
6-Oct-14	9:52	Fine	010136	2.7713	2.7835	2399.36	2400.36	1.00	1.30	1.30	1.30	78	156
6-Oct-14	13:00	Fine	010181	2.7509	2.7673	2400.36	2401.36	1.00	1.30	1.30	1.30	78	210
11-Oct-14	8:45	Fine	010198	2.7850	2.7988	2425.36	2426.36	1.00	1.27	1.27	1.27	76	182
11-Oct-14	9:51	Fine	010197	2.7703	2.7826	2426.36	2427.36	1.00	1.32	1.32	1.32	79	156
11-Oct-14	10:55	Fine	010195	2.7612	2.7731	2427.36	2428.36	1.00	1.27	1.27	1.27	76	157
17-Oct-14	8:45	Fine	010292	2.7494	2.7671	2452.34	2453.34	1.00	1.32	1.32	1.32	79	223
17-Oct-14	9:54	Fine	010294	2.7735	2.7914	2453.34	2454.34	1.00	1.32	1.32	1.32	79	226
17-Oct-14	10:59	Fine	010296	2.7599	2.7726	2454.34	2455.34	1.00	1.27	1.27	1.27	76	166
23-Oct-14	9:45	Cloudy	010151	2.7572	2.7655	2479.34	2480.34	1.00	1.07	1.07	1.07	64	129
23-Oct-14	10:50	Cloudy	010054	2.7595	2.7674	2480.34	2481.34	1.00	1.07	1.07	1.07	64	123
23-Oct-14	13:00	Cloudy	010055	2.7689	2.7774	2481.34	2482.34	1.00	1.07	1.07	1.07	64	132



Location: CMA4a - SPCA

Report on 24-hour TSP monitoring

Action Level ($\mu\text{g}/\text{m}^3$) - 171.2

Limit Level ($\mu\text{g}/\text{m}^3$) - 260

Date	Sampling Time	Weather Condition	Filter paper no.	Filter Weight, g		Elapse Time, hr		Sampling Time, hr	Flow Rate, m^3/min			Total Volume, m^3	TSP Level, $\mu\text{g}/\text{m}^3$
				Initial	Final	Initial	Final		Initial, Q_{si}	Final, Q_{sf}	Average		
29-Sep-14	8:00	Fine	009488	2.8502	2.9653	19178.94	19202.94	24.00	1.36	1.36	1.36	1959	59
4-Oct-14	8:00	Fine	009889	2.7964	2.9518	19205.94	19229.94	24.00	1.40	1.40	1.40	2013	77
10-Oct-14	8:00	Fine	010149	2.7660	2.9165	19232.94	19256.94	24.00	1.38	1.38	1.38	1987	76
16-Oct-14	8:00	Rainy	010193	2.7594	2.9075	19259.94	19283.94	24.00	1.45	1.45	1.45	2095	71
22-Oct-14	8:00	Cloudy	010297	2.7786	2.9395	19287.03	19311.03	24.00	1.17	1.17	1.17	1688	95

Report on 1-hour TSP monitoring

Action Level ($\mu\text{g}/\text{m}^3$) - 312.5

Limit Level ($\mu\text{g}/\text{m}^3$) - 500

Date	Sampling Time	Weather Condition	Filter paper no.	Filter Weight, g		Elapse Time, hr		Sampling Time, hr	Flow Rate, m^3/min			Total Volume, m^3	TSP Level, $\mu\text{g}/\text{m}^3$
				Initial	Final	Initial	Final		Initial, Q_{si}	Final, Q_{sf}	Average		
30-Sep-14	8:30	Rainy	009874	2.7812	2.7877	19202.94	19203.94	1.00	1.36	1.36	1.36	82	80
30-Sep-14	9:35	Rainy	009897	2.7729	2.7819	19203.94	19204.94	1.00	1.43	1.43	1.43	86	105
30-Sep-14	10:40	Rainy	009895	2.7791	2.7878	19204.94	19205.94	1.00	1.39	1.39	1.39	84	104
6-Oct-14	8:40	Fine	010066	2.7622	2.7719	19229.94	19230.94	1.00	1.36	1.36	1.36	82	119
6-Oct-14	9:43	Fine	010135	2.7615	2.7714	19230.94	19231.94	1.00	1.36	1.36	1.36	82	121
6-Oct-14	13:00	Fine	010148	2.7827	2.7914	19231.94	19232.94	1.00	1.36	1.36	1.36	82	106
11-Oct-14	8:30	Fine	010199	2.7704	2.7741	19256.94	19257.94	1.00	1.36	1.36	1.36	82	45
11-Oct-14	9:34	Fine	010188	2.7735	2.7773	19257.94	19258.94	1.00	1.34	1.34	1.34	81	47
11-Oct-14	10:42	Fine	010196	2.7715	2.7736	19258.94	19259.94	1.00	1.36	1.36	1.36	82	26
17-Oct-14	8:25	Fine	010291	2.7717	2.7853	19283.94	19284.94	1.00	1.40	1.40	1.40	84	162
17-Oct-14	9:38	Fine	010293	2.7536	2.7635	19284.94	19285.94	1.00	1.37	1.37	1.37	82	121
17-Oct-14	10:47	Fine	010295	2.7614	2.7697	19285.94	19286.94	1.00	1.37	1.37	1.37	82	101
23-Oct-14	9:40	Cloudy	010150	2.7766	2.7871	19311.03	19312.03	1.00	1.17	1.17	1.17	70	149
23-Oct-14	10:43	Cloudy	010053	2.7768	2.7870	19312.03	19313.03	1.00	1.17	1.17	1.17	70	145
23-Oct-14	13:00	Cloudy	010137	2.7752	2.7837	19313.03	19314.03	1.00	1.17	1.17	1.17	70	121

Location: CMA5a - Children Garden opposite to Pedestrian Plaza

Report on 24-hour TSP monitoring

Action Level ($\mu\text{g}/\text{m}^3$) - 181

Limit Level ($\mu\text{g}/\text{m}^3$) - 260

Date	Sampling Time	Weather Condition	Filter paper no.	Filter Weight, g		Elapse Time, hr		Sampling Time, hr	Flow Rate, m^3/min			Total Volume, m^3	TSP Level, $\mu\text{g}/\text{m}^3$
				Initial	Final	Initial	Final		Initial, Q_{si}	Final, Q_{sf}	Average		
30-Sep-14	16:49	Rainy	009909	2.7549	2.8777	20153.08	20177.08	24.00	1.32	1.32	1.32	1905	64
4-Oct-14	8:00	Fine	009876	2.7813	2.9511	20177.08	20201.08	24.00	1.31	1.31	1.31	1883	90
10-Oct-14	8:00	Fine	009925	2.7555	3.0138	20204.08	20228.08	24.00	1.27	1.27	1.27	1828	141
16-Oct-14	8:00	Rainy	010351	2.7702	3.0388	20231.08	20255.08	24.00	1.33	1.33	1.33	1916	140
22-Oct-14	8:00	Cloudy	010325	2.7806	2.9588	20258.07	20282.07	24.00	1.12	1.12	1.12	1610	111

Remarks: Due to interruption of electricity, the 24hr TSP was rescheduled from 29 September 2014 to 30 September 2014

Report on 1-hour TSP monitoring

Action Level ($\mu\text{g}/\text{m}^3$) - 332

Limit Level ($\mu\text{g}/\text{m}^3$) - 500

Date	Sampling Time	Weather Condition	Filter paper no.	Filter Weight, g		Elapse Time, hr		Sampling Time, hr	Flow Rate, m^3/min			Total Volume, m^3	TSP Level, $\mu\text{g}/\text{m}^3$
				Initial	Final	Initial	Final		Initial, Q_{si}	Final, Q_{sf}	Average		
30-Sep-14	13:29	Rainy	009900	2.7889	2.8064	20150.08	20151.08	1.00	1.32	1.32	1.32	79	221
30-Sep-14	14:34	Rainy	009903	2.7856	2.8004	20151.08	20152.08	1.00	1.32	1.32	1.32	79	187
30-Sep-14	15:36	Rainy	009906	2.7605	2.7761	20152.08	20153.08	1.00	1.32	1.32	1.32	79	197
6-Oct-14	9:34	Fine	009912	2.7628	2.7746	20201.08	20202.08	1.00	1.27	1.27	1.27	76	155
6-Oct-14	13:34	Fine	009915	2.7502	2.7694	20202.08	20203.08	1.00	1.27	1.27	1.27	76	252
6-Oct-14	15:40	Fine	009920	2.7404	2.7581	20203.08	20204.08	1.00	1.27	1.31	1.29	77	229
11-Oct-14	13:00	Fine	010342	2.7610	2.7746	20228.08	20229.08	1.00	1.27	1.27	1.27	76	179
11-Oct-14	14:13	Fine	010345	2.7569	2.7652	20229.08	20230.08	1.00	1.27	1.27	1.27	76	109
11-Oct-14	15:46	Fine	010348	2.7642	2.7734	20230.08	20231.08	1.00	1.27	1.27	1.27	76	121
17-Oct-14	13:00	Fine	009989	2.7394	2.7558	20255.08	20256.08	1.00	1.33	1.33	1.33	80	205
17-Oct-14	14:45	Fine	010319	2.7670	2.7790	20256.08	20257.08	1.00	1.33	1.33	1.33	80	150
17-Oct-14	16:30	Fine	010322	2.7631	2.7782	20257.08	20258.08	1.00	1.33	1.33	1.33	80	189
23-Oct-14	13:00	Cloudy	010287	2.7664	2.7742	20282.07	20283.07	1.00	1.12	1.12	1.12	67	116
23-Oct-14	14:24	Cloudy	009972	2.7400	2.7484	20283.07	20284.07	1.00	1.12	1.12	1.12	67	125
23-Oct-14	15:28	Cloudy	010272	2.7674	2.7765	20284.07	20285.07	1.00	1.12	1.12	1.12	67	135



Location: MA1e - International Finance Centre (Eastern Wing)

Report on 24-hour TSP monitoring

Action Level ($\mu\text{g}/\text{m}^3$) - 173.4

Limit Level ($\mu\text{g}/\text{m}^3$) - 260

Date	Sampling Time	Weather Condition	Filter paper no.	Filter Weight, g		Elapse Time, hr		Sampling Time, hr	Flow Rate, m^3/min			Total Volume, m^3	TSP Level, $\mu\text{g}/\text{m}^3$
				Initial	Final	Initial	Final		Initial, Q_{si}	Final, Q_{sf}	Average		
29-Sep-14	8:00	Fine	009894	2.7753	2.9266	15862.04	15886.04	24.00	1.29	1.28	1.29	1851	82
4-Oct-14	8:00	Fine	009890	2.8075	2.9959	15889.04	15913.04	24.00	1.21	1.21	1.21	1743	108
10-Oct-14	8:00	Fine	010185	2.7626	2.9790	15916.04	15940.04	24.00	1.21	1.21	1.21	1740	124
16-Oct-14	8:00	Rainy	010352	2.7807	3.0287	15943.04	15967.04	24.00	1.30	1.30	1.30	1868	133
22-Oct-14	8:00	Cloudy	010357	2.7825	2.9457	15970.04	15994.04	24.00	1.27	1.27	1.27	1827	89

Report on 1-hour TSP monitoring

Action Level ($\mu\text{g}/\text{m}^3$) - 325.1

Limit Level ($\mu\text{g}/\text{m}^3$) - 500

Date	Sampling Time	Weather Condition	Filter paper no.	Filter Weight, g		Elapse Time, hr		Sampling Time, hr	Flow Rate, m^3/min			Total Volume, m^3	TSP Level, $\mu\text{g}/\text{m}^3$
				Initial	Final	Initial	Final		Initial, Q_{si}	Final, Q_{sf}	Average		
30-Sep-14	8:40	Rainy	009948	2.7472	2.7585	15886.04	15887.04	1.00	1.28	1.28	1.28	77	147
30-Sep-14	9:58	Rainy	009951	2.7365	2.7511	15887.04	15888.04	1.00	1.28	1.28	1.28	77	189
30-Sep-14	13:00	Rainy	009954	2.7571	2.7742	15888.04	15889.04	1.00	1.28	1.28	1.28	77	222
6-Oct-14	8:08	Fine	009944	2.7468	2.7597	15913.06	15914.06	1.00	1.21	1.16	1.19	71	181
6-Oct-14	13:00	Fine	009913	2.7676	2.7763	15914.06	15915.06	1.00	1.16	1.16	1.16	70	125
6-Oct-14	14:25	Fine	009917	2.7639	2.7773	15915.06	15916.06	1.00	1.16	1.16	1.16	70	193
11-Oct-14	8:26	Fine	009927	2.7507	2.7602	15940.04	15941.04	1.00	1.21	1.21	1.21	72	131
11-Oct-14	9:30	Fine	010334	2.7742	2.7819	15941.04	15942.04	1.00	1.21	1.21	1.21	72	106
11-Oct-14	10:33	Fine	010337	2.7769	2.7898	15942.04	15943.04	1.00	1.21	1.21	1.21	72	178
17-Oct-14	8:23	Fine	010326	2.7638	2.7769	15967.04	15968.04	1.00	1.30	1.30	1.30	78	168
17-Oct-14	9:28	Fine	010329	2.7706	2.7849	15968.04	15969.04	1.00	1.30	1.30	1.30	78	184
17-Oct-14	10:30	Fine	010332	2.7733	2.7867	15969.04	15970.04	1.00	1.30	1.30	1.30	78	172
23-Oct-14	9:03	Cloudy	010290	2.7587	2.7645	15994.04	15995.04	1.00	1.27	1.27	1.27	76	76
23-Oct-14	10:06	Cloudy	010279	2.7593	2.7652	15995.04	15996.04	1.00	1.27	1.27	1.27	76	77
23-Oct-14	13:00	Cloudy	010282	2.7673	2.7749	15996.04	15997.04	1.00	1.27	1.27	1.27	76	100



Location: MA1w - International Finance Centre (Western Wing)

Report on 24-hour TSP monitoring

Action Level ($\mu\text{g}/\text{m}^3$) - 173.4
 Limit Level ($\mu\text{g}/\text{m}^3$) - 260

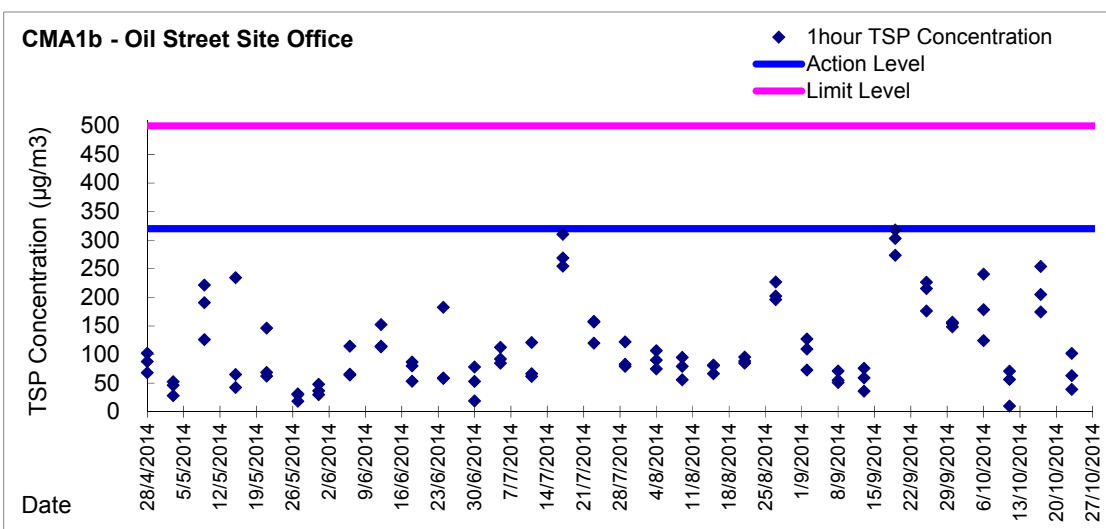
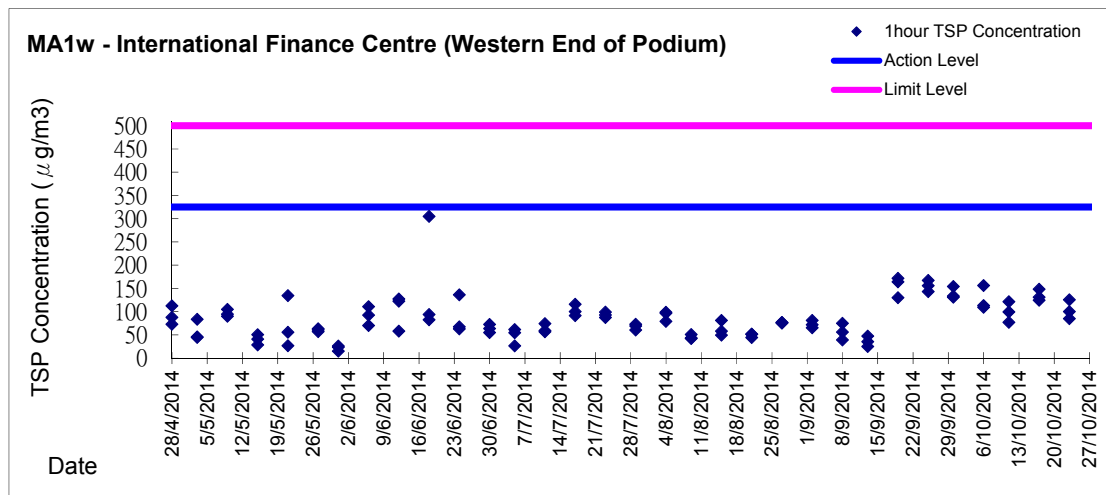
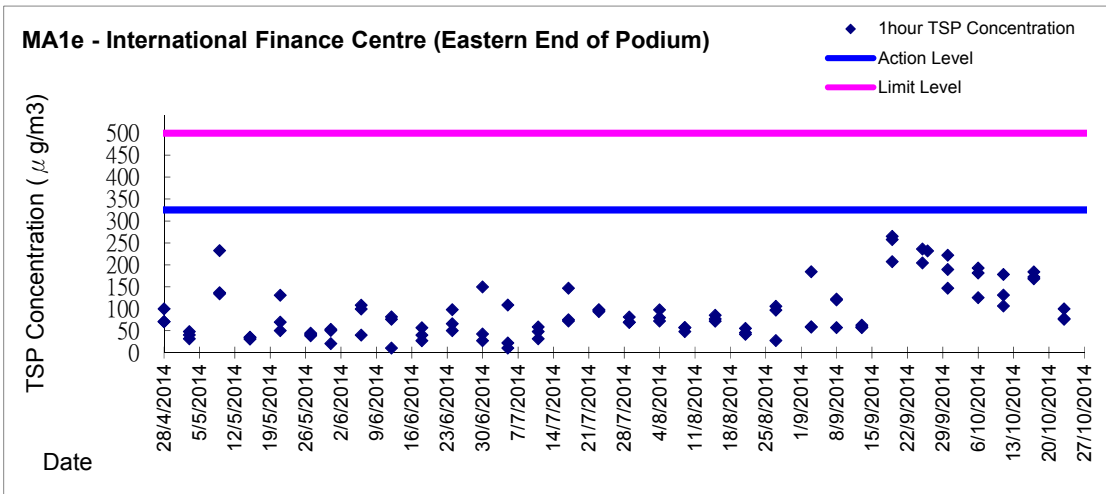
Date	Sampling Time	Weather Condition	Filter paper no.	Filter Weight, g		Elapse Time, hr		Sampling Time, hr	Flow Rate, m^3/min			Total Volume, m^3	TSP Level, $\mu\text{g}/\text{m}^3$
				Initial	Final	Initial	Final		Initial, Q_{si}	Final, Q_{sf}	Average		
29-Sep-14	8:00	Fine	009946	2.7327	2.8696	15912.60	15936.60	24.00	1.34	1.27	1.30	1879	73
4-Oct-14	8:00	Fine	009891	2.7639	2.9256	15939.60	15963.60	24.00	1.28	1.28	1.28	1843	88
10-Oct-14	8:00	Fine	010186	2.7594	2.9253	15966.60	15990.60	24.00	1.28	1.28	1.28	1840	90
16-Oct-14	8:00	Rainy	010353	2.7536	2.8928	15993.60	16017.60	24.00	1.29	1.29	1.29	1853	75
22-Oct-14	8:00	Cloudy	010358	2.7632	2.9218	16020.60	16044.60	24.00	1.27	1.28	1.27	1834	86

Report on 1-hour TSP monitoring

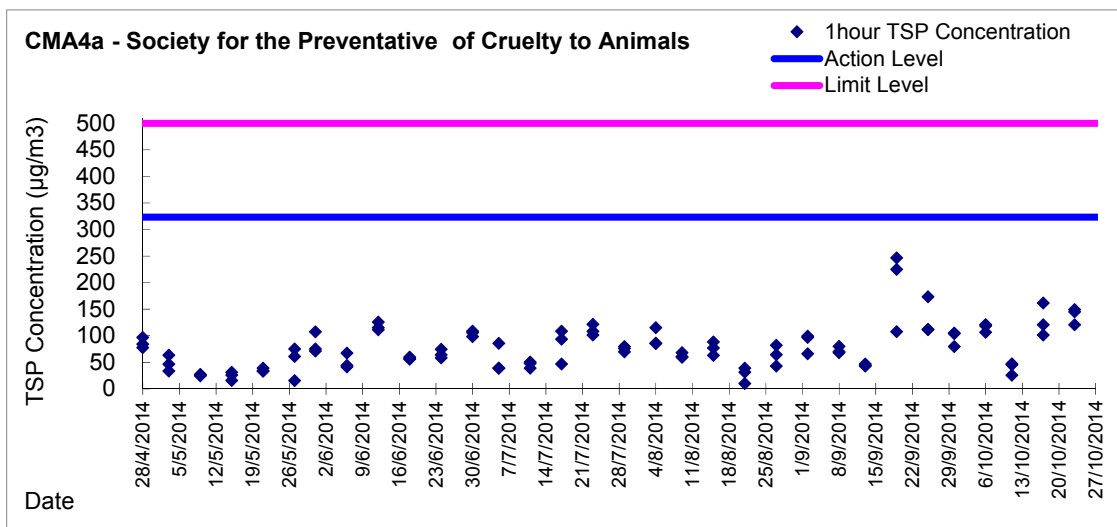
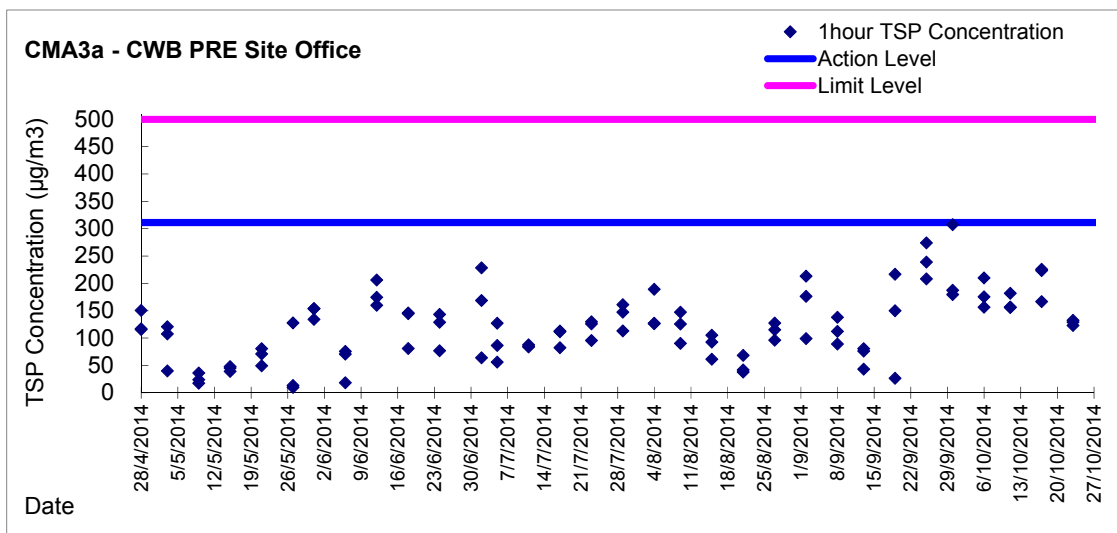
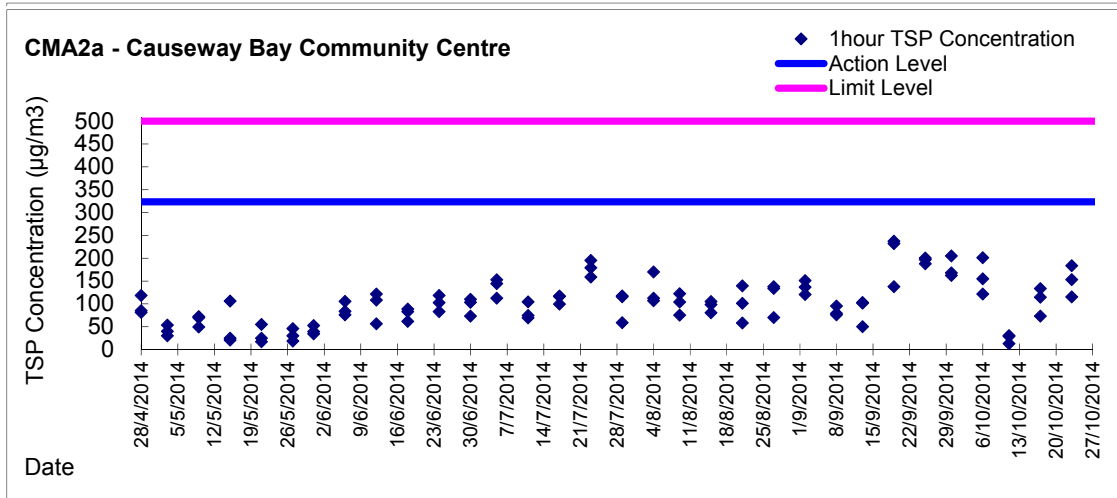
Action Level ($\mu\text{g}/\text{m}^3$) - 325.1
 Limit Level ($\mu\text{g}/\text{m}^3$) - 500

Date	Sampling Time	Weather Condition	Filter paper no.	Filter Weight, g		Elapse Time, hr		Sampling Time, hr	Flow Rate, m^3/min			Total Volume, m^3	TSP Level, $\mu\text{g}/\text{m}^3$
				Initial	Final	Initial	Final		Initial, Q_{si}	Final, Q_{sf}	Average		
30-Sep-14	8:46	Rainy	009949	2.7402	2.7502	15936.60	15937.60	1.00	1.27	1.27	1.27	76	131
30-Sep-14	10:30	Rainy	009952	2.7463	2.7566	15937.60	15938.60	1.00	1.27	1.30	1.29	77	133
30-Sep-14	13:00	Rainy	009955	2.7483	2.7605	15938.60	15939.60	1.00	1.30	1.33	1.32	79	154
6-Oct-14	8:16	Fine	009323	2.8491	2.8580	15963.60	15964.60	1.00	1.31	1.31	1.31	79	113
6-Oct-14	13:00	Fine	009871	2.7900	2.7984	15964.60	15965.60	1.00	1.28	1.28	1.28	77	109
6-Oct-14	14:33	Fine	009918	2.7584	2.7704	15965.60	15966.60	1.00	1.28	1.28	1.28	77	156
11-Oct-14	8:33	Fine	009926	2.7508	2.7601	15990.60	15991.60	1.00	1.28	1.28	1.28	77	121
11-Oct-14	9:37	Fine	010335	2.7573	2.7632	15991.60	15992.60	1.00	1.28	1.28	1.28	77	77
11-Oct-14	10:42	Fine	010338	2.7688	2.7764	15992.60	15993.60	1.00	1.28	1.28	1.28	77	99
17-Oct-14	8:29	Fine	010327	2.7781	2.7877	16017.60	16018.60	1.00	1.29	1.29	1.29	77	124
17-Oct-14	9:33	Fine	010330	2.7796	2.7913	16018.60	16019.60	1.00	1.32	1.32	1.32	79	148
17-Oct-14	10:37	Fine	010355	2.7666	2.7767	16019.60	16020.60	1.00	1.29	1.29	1.29	77	131
23-Oct-14	9:08	Cloudy	010277	2.7655	2.7720	16044.60	16045.60	1.00	1.28	1.28	1.28	77	85
23-Oct-14	10:12	Cloudy	010280	2.7566	2.7644	16045.60	16046.60	1.00	1.30	1.30	1.30	78	100
23-Oct-14	13:00	Cloudy	010283	2.7435	2.7533	16046.60	16047.60	1.00	1.30	1.30	1.30	78	125

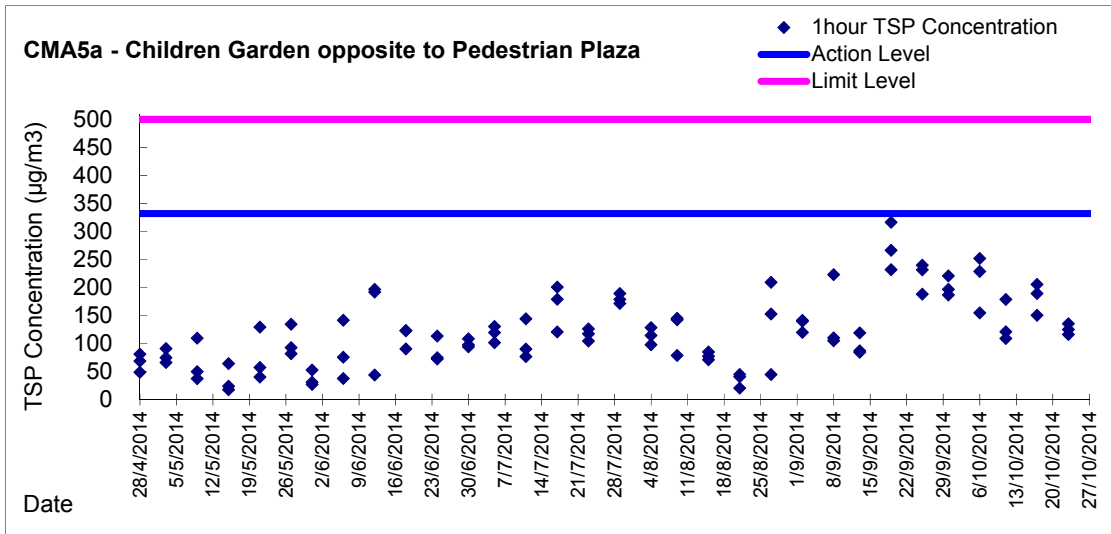
Graphic Presentation of 1 hour TSP Result



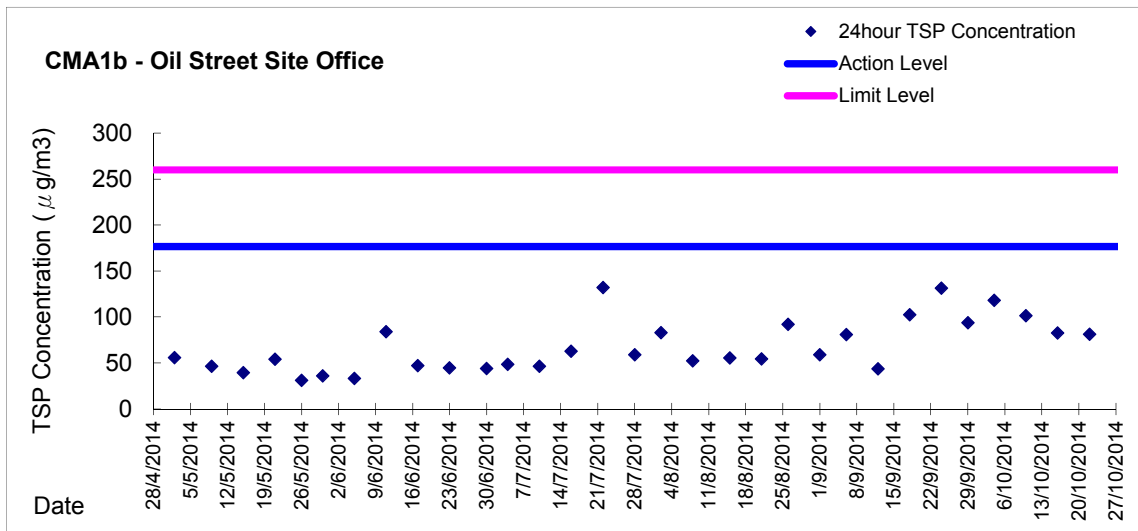
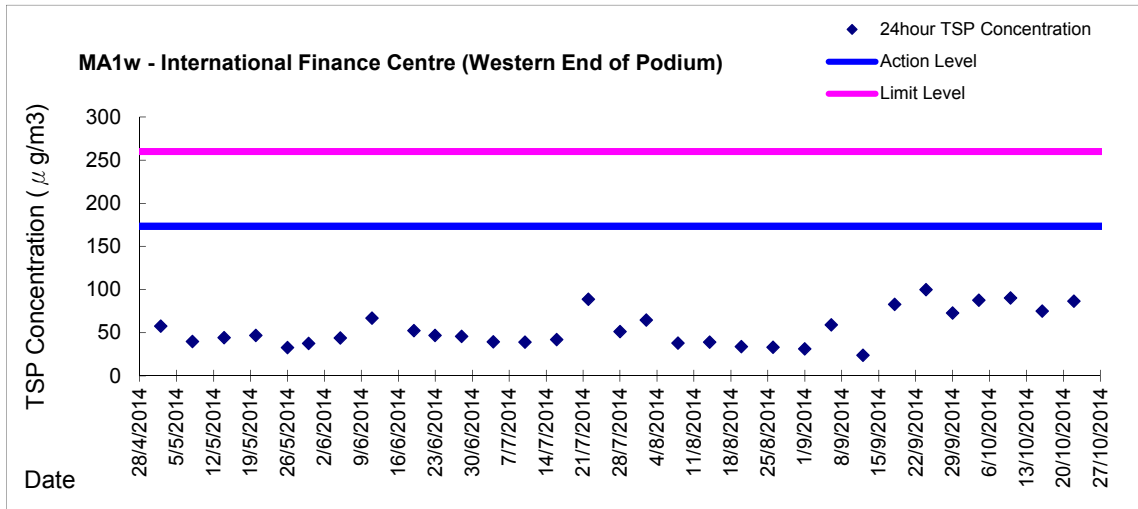
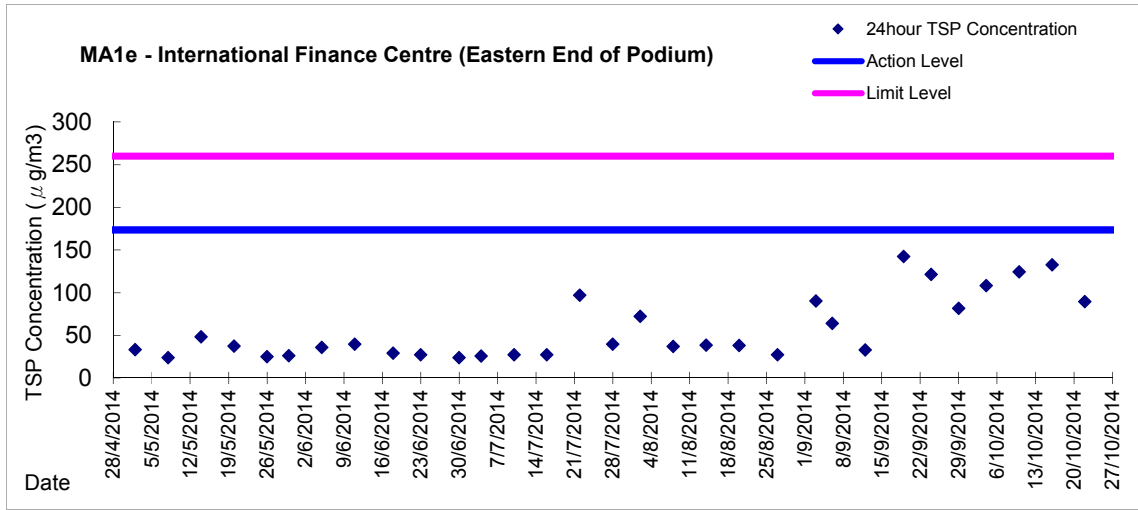
Graphic Presentation of 1 hour TSP Result



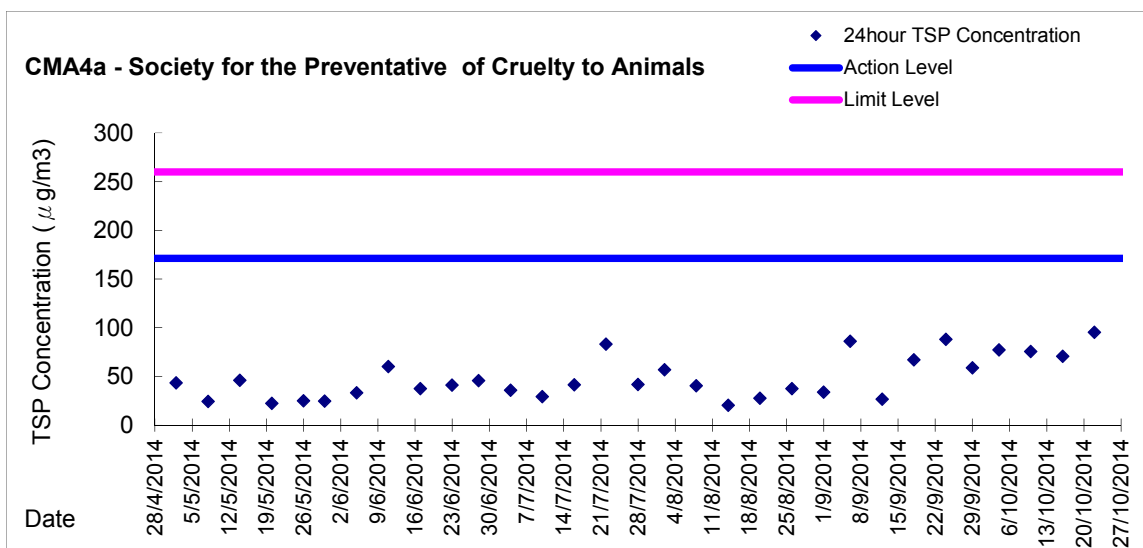
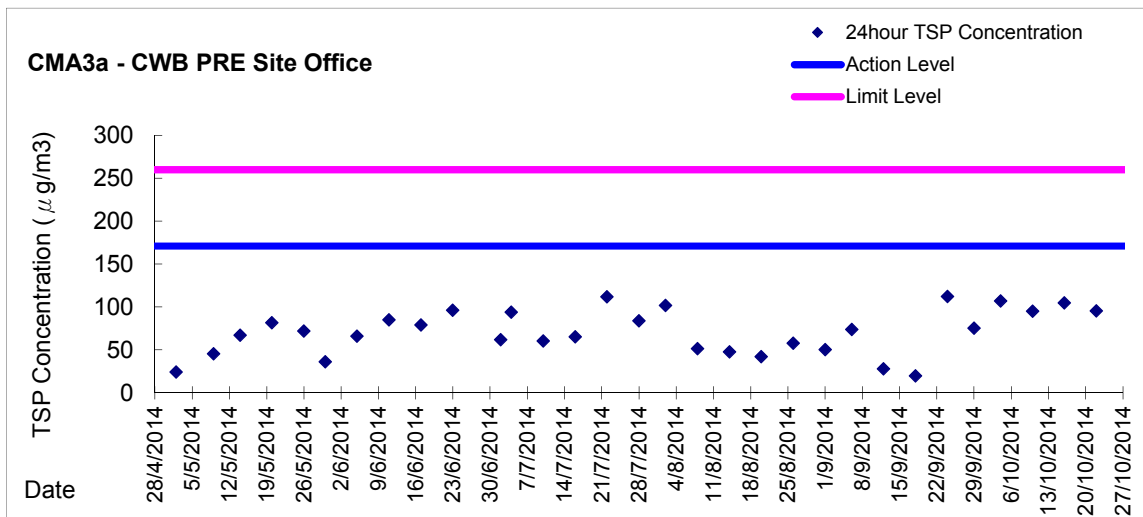
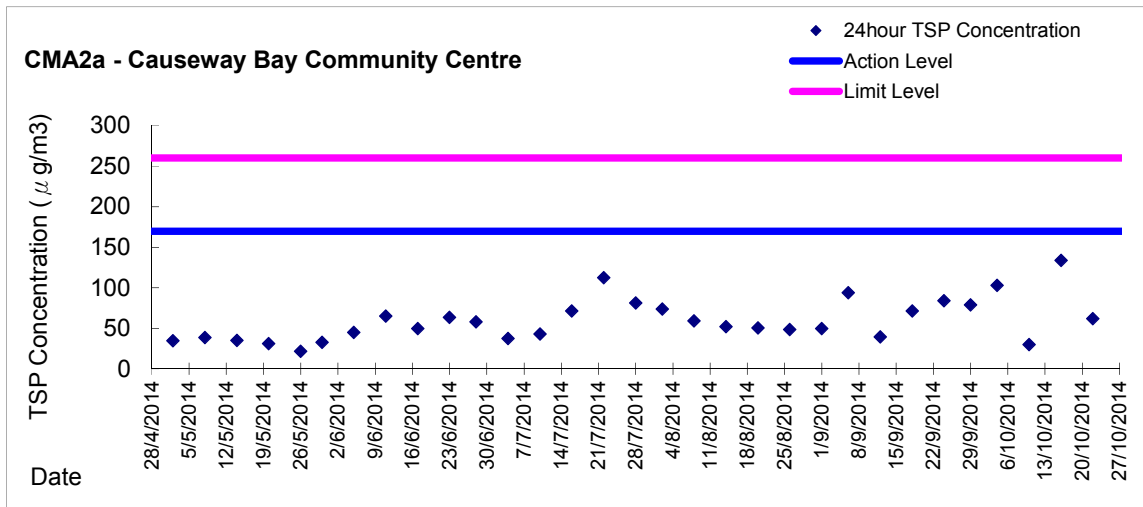
Graphic Presentation of 1 hour TSP Result



Graphic Presentation of 24 hour TSP Result



Graphic Presentation of 24 hour TSP Result



Graphic Presentation of 24 hour TSP Result

